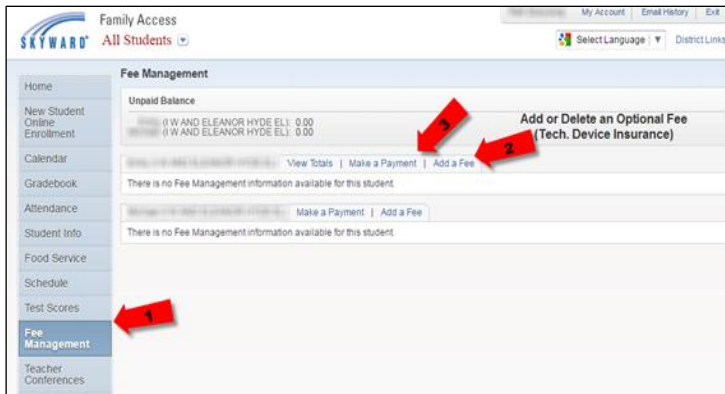


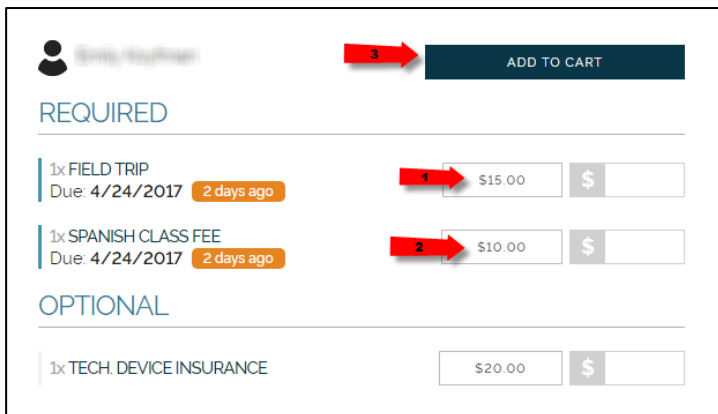
Parent Flyer - Paying Fees in Skyward Family Access



Skyward Family Access

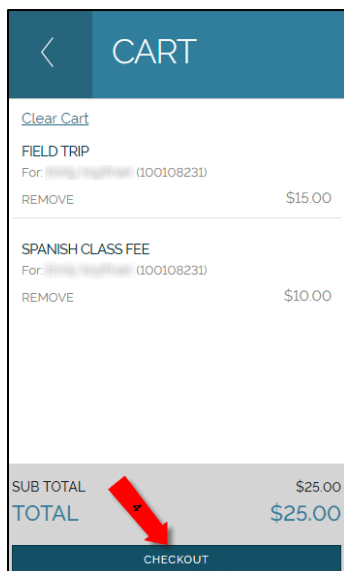
Login as parent at <https://skyward.ccisd.net>

1. Click the **Fee Management** tab on the left
2. Click **Add a Fee** to add or delete an optional fee, such as Tech. Device Insurance Fee - click **Add**, then **Back**
3. Click **Make a Payment** after reviewing all fees



Fee Payments

1. Click on student's name to display required fees.
2. To make a payment, click the price to pay in full or enter partial payments directly into the "\$" fields.
3. Click the **Add to Cart** button to add each student's fees to your shopping cart.
4. Confirm all items in the cart and click **Checkout** to proceed to the Web Store.



Checkout

- Log in to the Web Store. For first time customers, you will create your Web Store account. Your email address and password will be used to log in for future transactions.
- Enter your billing information and click **Continue**.
- Confirm the items in your cart, enter your payment method and credit card info, and click **Verify**.
- After verifying your information, click **Complete Order** to process your transaction and view your receipt.

9/1/2016 3:13:23 PM		ORDER ID: 10070005					
BILL TO		SHIP TO					
Carl Pavlichscr 100 Main St Any City, AA 22222 (888) 888-8888		Carl Pavlichscr 100 Main St Any City, AA 22222 (888) 888-8888					
SKU	Product	Status	Carrier	Tracking #	Price	Qty	Total
115	Class Ring For: Carl Pavlichscr (601443)	Completed	Digital		\$5.00	1	\$5.00
PARKPASS	PARKING PASS For: Carl Pavlichscr (601443)	Completed	Digital		\$50.00	1	\$50.00
						Sub-Total:	\$55.00
						Grand Total:	\$55.00
PAYMENT INFO							
TYPE: Visa							
NAME ON CARD: Carl Pavlichscr							
CARD NUMBER: xxxxxxxxxxxx1111							

