

# 2017 - 2018 Texas Academic Performance Report

Presentation to the Clear Creek ISD Board of Trustees

February 25, 2019



LEADING THE WAY

## 2017-18 TAPR

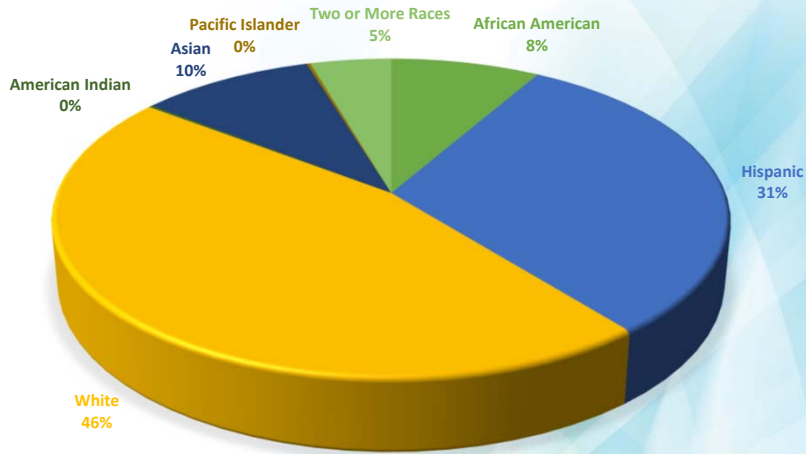
TAPR pulls together a wide range of information on the performance of students in each school and district in Texas. The scope and function of this year's TAPR has been greatly expanded and for the first time will be available in two forms:

- An online data system which is more comprehensive and dynamic than in previous years.
- A PDF version which includes only major, statutorily-required data points.



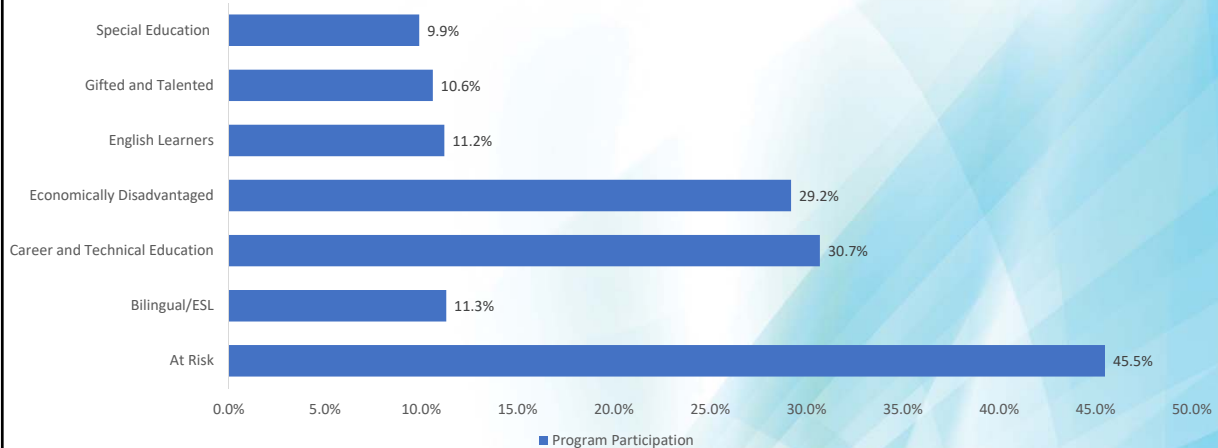
LEADING THE WAY

# 2017-18 CCISD Student Demographics



LEADING THE WAY

# 2017-18 CCISD Program Participation



LEADING THE WAY

# STAAR Performance Standards

**Masters Grade Level (passing)** - Previously known as Advanced, Masters Grade Level means that a student who earns this grade is expected to succeed in the next grade or course with little or no academic intervention.

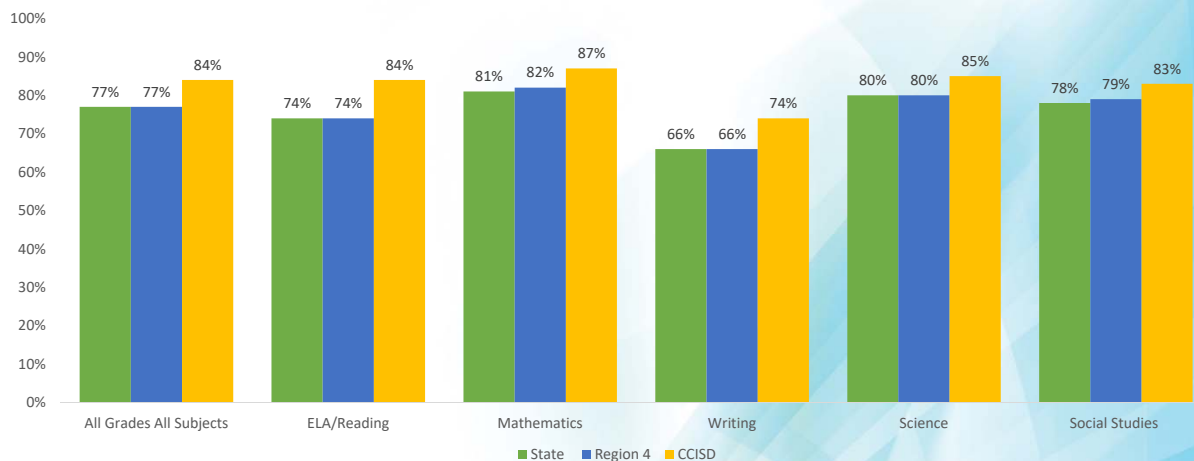
**Meets Grade Level (passing)** - Students at this performance level have a high likelihood of success in the next grade or course but may still need some short-term, targeted academic intervention.

**Approaches Grade Level (passing)** - This level was previously known as Satisfactory, and students at this level have met the assessment requirements for purposes of Student Success Initiative grade promotion and graduation and are considered to have met at least the minimum passing standard. A student achieving Approaches Grade Level is likely to succeed in the next grade or course with targeted academic intervention.

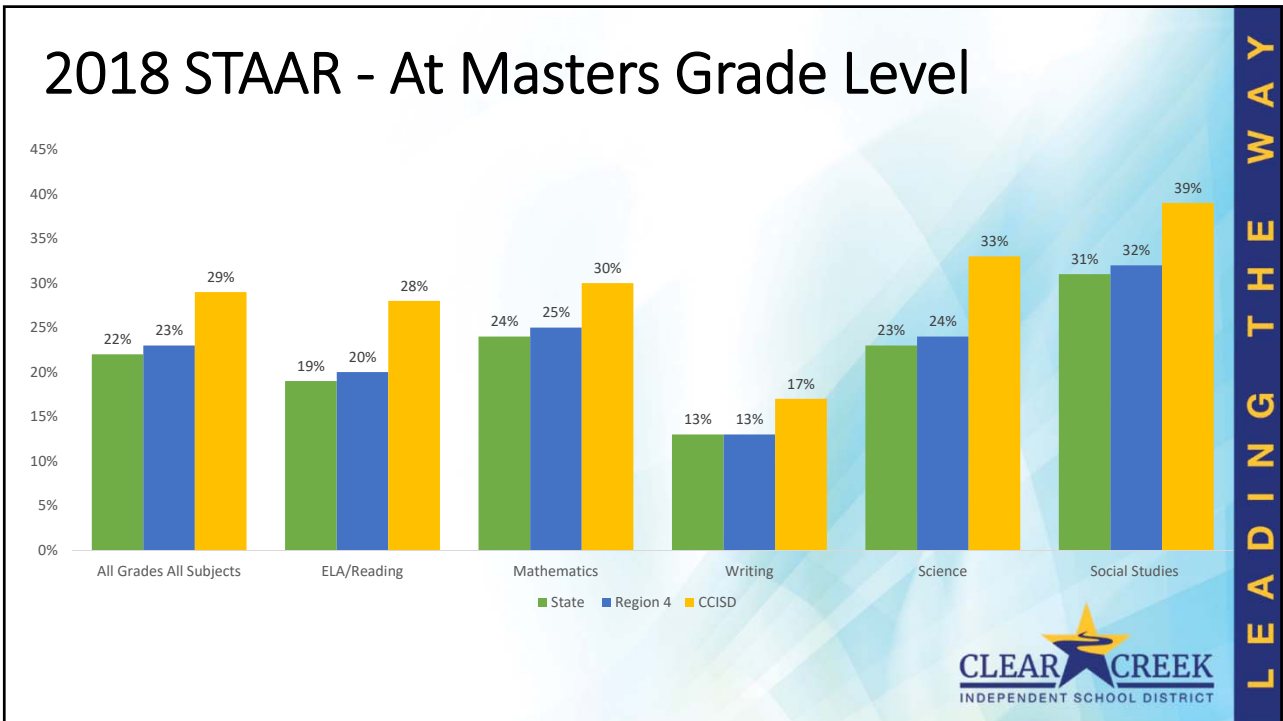
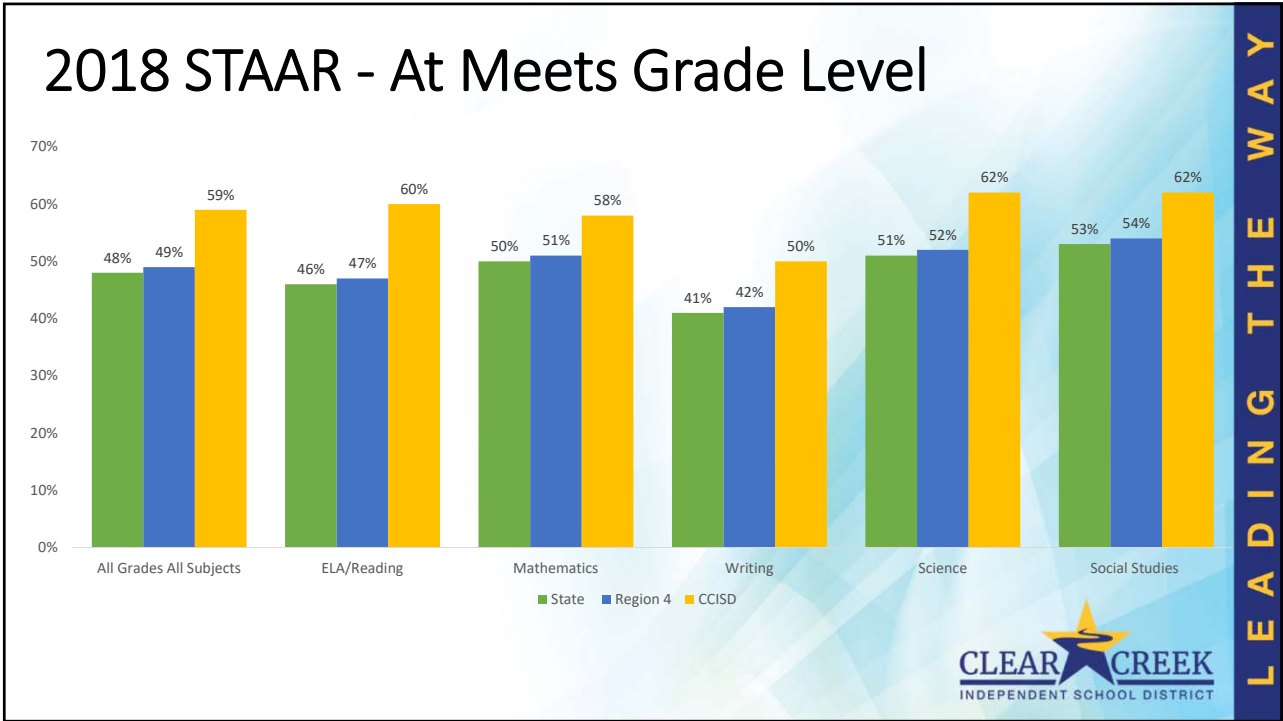


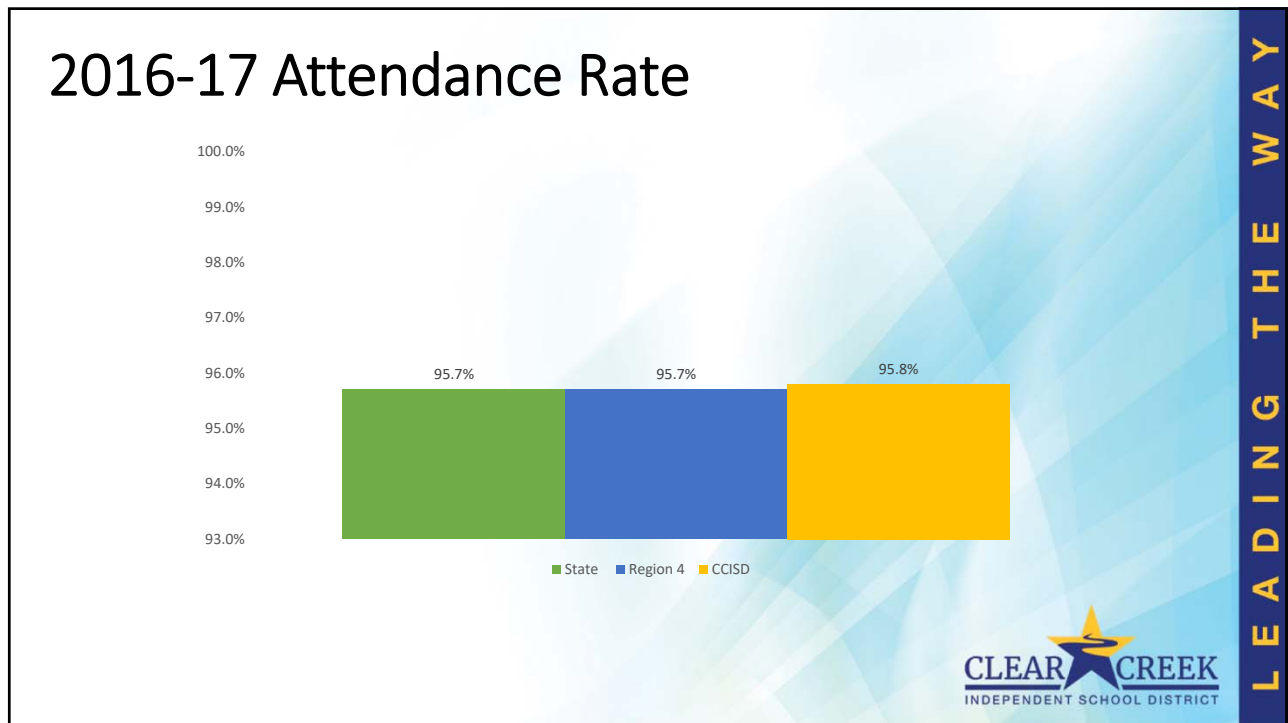
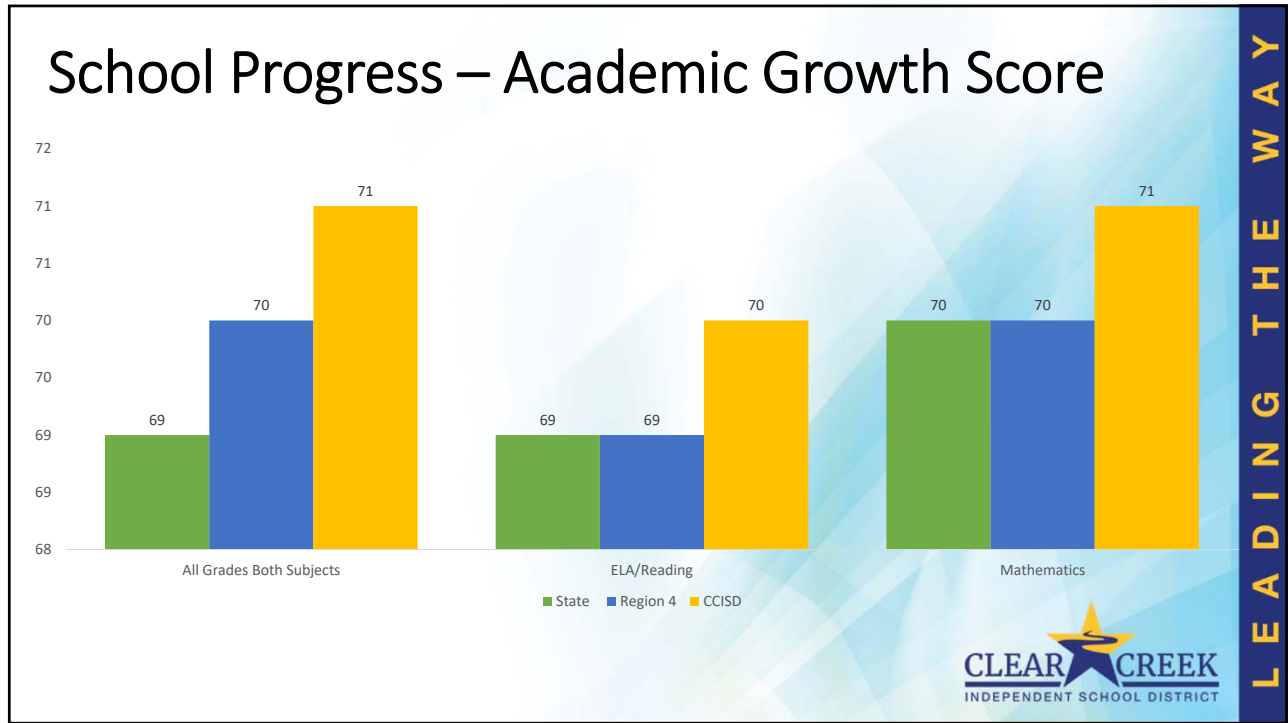
LEADING THE WAY

## 2018 STAAR - At Approaches Grade Level



LEADING THE WAY





## 4-Year Longitudinal Rates (Gr 9-12)

Class of 2017	State	Region 4	CCISD
Graduated	89.7%	88.7%	<b>97.1%</b>
Received TxCHSE	0.4%	0.5%	<b>0.2%</b>
Continued HS	4.0%	4.2%	<b>1.6%</b>
Dropped Out	5.9%	6.7%	<b>1.2%</b>
Graduated and TxCHSE	90.1%	89.2%	<b>97.3%</b>
Graduated, TxCHSE, and Continuers	94.1%	93.3%	<b>98.8%</b>

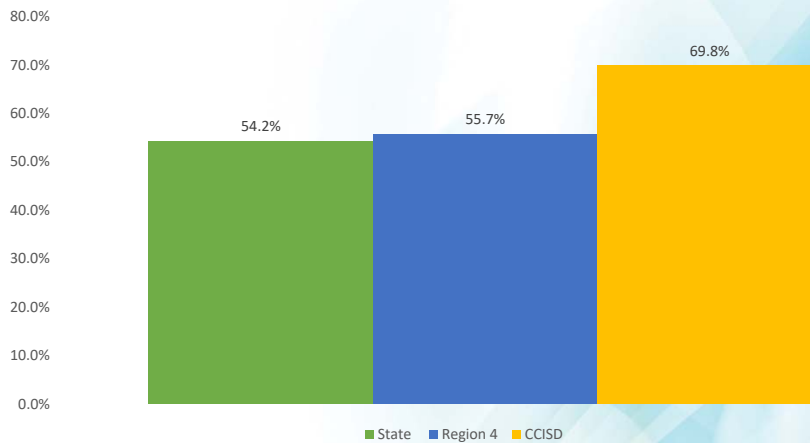
## 2016-17 Annual Dropout Rate

Grade Levels	State	Region 4	CCISD
Grades 7-8	0.3%	0.5%	<b>0.0%</b>
Grades 9-12	1.9%	2.3%	<b>0.5%</b>



LEADING THE WAY

## Class of 2017 College, Career, and Military Ready Graduates



LEADING THE WAY

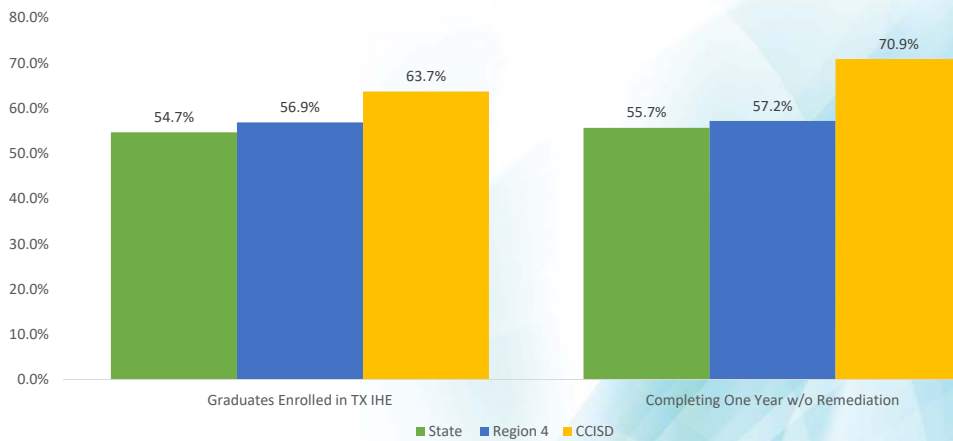
# College and Career Ready Graduates

Class of 2017	State	Region 4	CCISD
TSIA Results – Examinees At or Above the Criterion – Both Subjects	12.9%	9.8%	10.9%
CTE Coherent Sequence	50.5%	41.5%	53.0%
Completed and Received Credit for College Prep Courses – Both Subjects	0.2%	0.1%	0.0%
AP/IB Results – Examinees At or Above the Criterion – All Subjects	49.1%	52.5%	73.1%
SAT/ACT Results – Examinees At or Above the Criterion	22.3%	22.7%	43.1%
Advanced Dual-Credit Course Completion (Grades 9-12) – Any Subject	37.1%	38.6%	43.8%



LEADING THE WAY

# Class of 2016 Graduates Enrolled in Texas Institution of Higher Education



**Includes Students which graduated under the following graduation types:**  
 Recommended High School Program (RHSP)  
 Distinguished Achievement Program (DAP)  
 Foundation High School Program at the Distinguished Level of Achievement  
 Foundation High School Program with an Endorsement



LEADING THE WAY

# Public Comment



LEADING THE WAY