

# WAVE 7<sup>th</sup> Grade Summer Math Assignment

**Parents, since ck12.org requires students to be 13 years old to set up their own accounts, you will need to assist in setting up their account. Please read and follow along carefully.**

You will need to know your student ID Number. **Memorize** this number before you enter school in the fall, you will need to know this number and be able to use it regularly.

- Students coming from a CCISD elementary school: If you do not know your student ID, ask a current teacher to help you locate it before school is out and record it in the box above.
- Students coming from out of district, you do not need this information for your math assignment. You will get your student ID when you start school in the fall. Memorize it when you get it.

---

My Student ID number is

- **Make sure that you know this number.**

**PLEASE KEEP THIS PERSONAL INFORMATION SECURE.**



# WAVE 7<sup>th</sup> Grade Summer Math Assignment

THIS PAGE IS DUE AND TO BE TURNED IN ON THE FIRST DAY OF SCHOOL

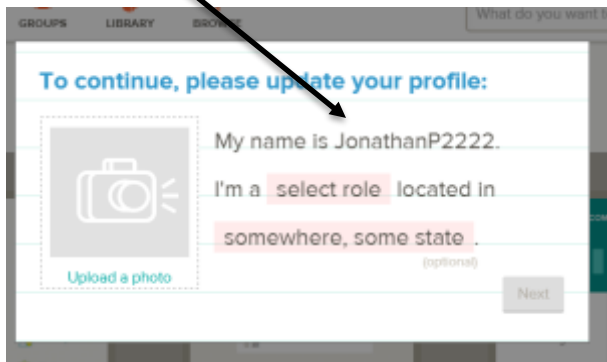
**This assignment will count as a MAJOR TEST GRADE**

Do not wait until the last 2 weeks of summer to start this assignment.

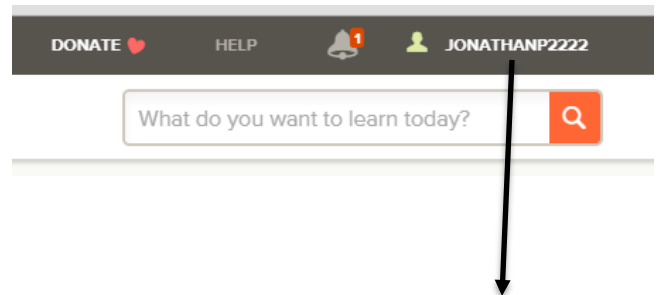
Student Name (PRINT NEATLY) \_\_\_\_\_

What is your ck12 profile name? (You will find this information later in this packet, be sure to return to this page to fill it out.) Your teacher **MUST** have this information to retrieve your grade.

My Profile name is \_\_\_\_\_



**OR**



You can locate your profile name here as well.

**\*Students MUST know their log in information. Students who cannot locate their account if needed will need to re-do this assignment or accept a zero for their major grade, no exceptions. Teachers have no way of accessing student accounts.**



# WAVE Summer Math Practice for Incoming WAVE Math 7<sup>th</sup> Grade

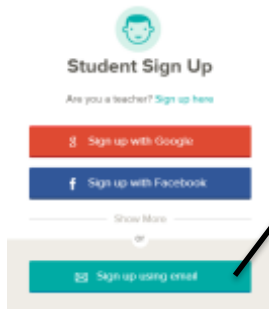
## Assignment 1:

**What is ck12?** ck12 is a free on-line source of instructional videos and practice. It starts with basic addition and goes up to college level math instruction. It also provides teachers with free tracking software to monitor student progress.

## It is VERY IMPORTANT to follow ALL the steps listed to create an account and join the group.

- 1) Create an account in ck12-**Open Google Chrome** as your browser and go to [www.ck12.org/student](http://www.ck12.org/student) **Use Google Chrome each time logging in to work on ck12.**

Upper right corner click "join".



Select this option only.

**First name, last initial, last 4 digits of your student ID number.** If you are not coming from a CCISD school, use 4 zeros at the end.

Example: Jonathan Peck student ID # 0001052222

His username would be: JonathanP2222

It is case sensitive.

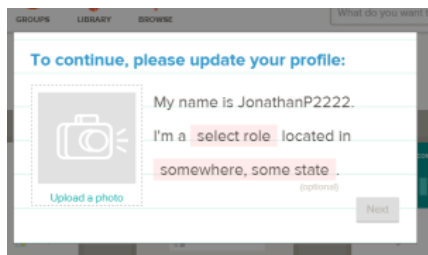
**Parent birthdate** ck12 requires you to be 13 years or older.

**Parent email.** If you have more than 1 child doing a ck12 assignment, ck12 will only accept an email address once, please use a second parent email address. This will help retrieve information if student forgets log in information.

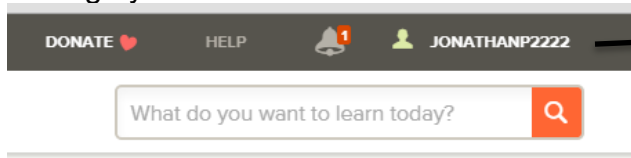
For password, use:  
**bobcats2017**

Sign up once the boxes above are completed.

- 2) Select your role as “student”. Then select “next” and “done”. **Write down your profile name on page 2 of your packet now.** No need to fill in optional spots.



- 3) Change your username:



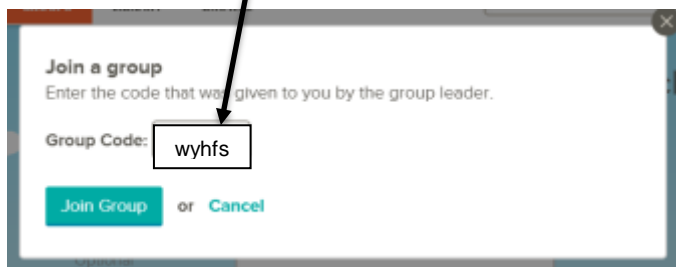
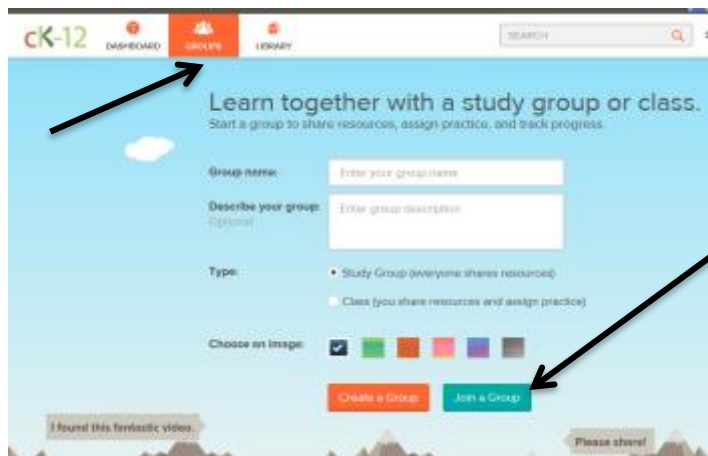
Select your profile name then select “settings”.



Make sure your username is identical to what is listed as your full name: First name, last initial, last 4 digits of your student ID number. Remember, it is case sensitive.

Save your changes. You now can use this username to log onto ck12.org.

- 4) Select Groups and then select join a group. Enter the group code: **wyhfs** You can also join the class after you have created your account by using this link: <http://www.ck12.org/join/group/?accessCode=wyhfs>

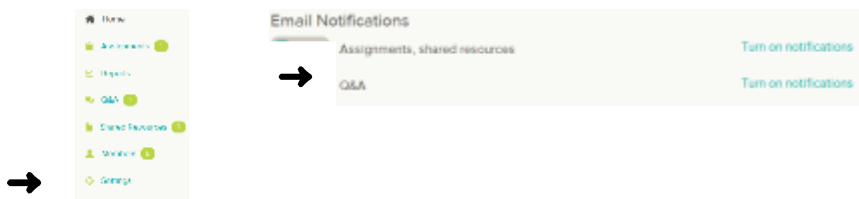


- 5) Select Assignments. Select the topic you want to work on. Select Start. **Assignment Names are subject to change.** You must complete all topics under the assignments. If you are having problems with the assignment, watch the instructional video links.



- 6) **Assignments will be posted June 1, 2017.** We encourage you to set up your account and go back to the website before June.

- 7) Select Settings and turn **OFF** email notifications.



- 8) Please **DO NOT** post anything in the Q & A.



## **FAQ:**

**Is this assignment required?** Yes, a major test grade will be taken the first week of school based on the progress of the assignments on ck12. .

**When should I start this assignment?** Give yourself plenty of time. Do not wait until the last 2 weeks of the summer break. Try to start as soon as the assignment is released or soon after (see release date in step 6).

**What if I don't have a computer or Internet access?** Public libraries often have free computer and Internet access available to the community. If you have a computer without access, many fast food restaurants and coffee shops offer free Wi-Fi.

**What is a reasonable goal for the summer?** Students should be proficient in the skills listed on ck12 *before* they enter 7<sup>th</sup> grade.

**What documentation is required?** Student progress is automatically tracked by ck12. However, teachers will need student usernames in order to retrieve the reports. We will ask your child to turn in the summer math assignment information sheet on the first day of school (page 2 of this packet) to give us this information. For a backup, you can screen shot the progress page that shows the completion percentage of each module. Save this if it's needed.

**What if I need additional help?** [khanacademy.org](https://www.khanacademy.org) is a free online resource you can use for instructional videos and practice.

**What if I have additional questions?** Please email Mrs. Lowrey at [alowrey@ccisd.net](mailto:alowrey@ccisd.net)  
Response email time may be longer than 24-48 hours due to summer schedule.